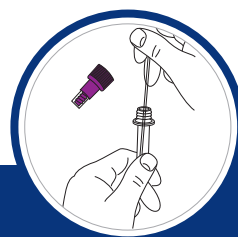
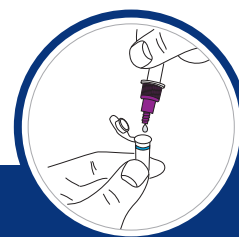


Sample



Stir



Squeeze



Run

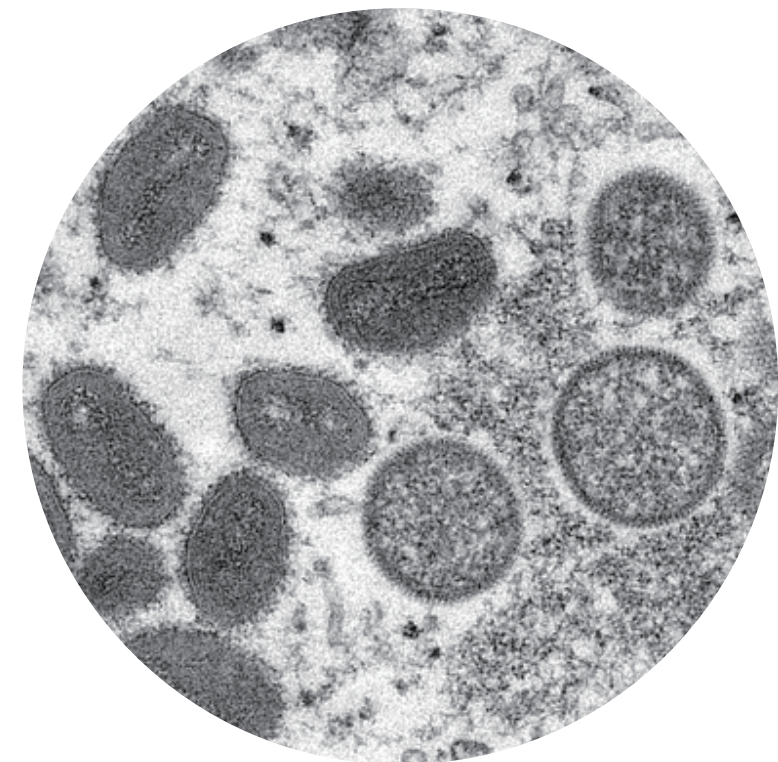


Read



Healgen Scientific Limited Liability Company
Address: 3818 Fuqua Street, Houston, TX77047, USA.
Telephone: +1-713-733-8088
Fax: +1-713-733-8848
Email: sales@healgen.us
Website: <http://www.healgen.com>

A COMPLETE POCT SOLUTION FOR MONKEYPOX VIRUS DNA TEST



- Simple Operation
- Fast Detection
- High Sensitivity
- Result in 25 minutes

positive result in as little as 8 minutes

Rapid Monkeypox Virus DNA Test

RMPV01



The Rapid Monkeypox Virus DNA Test is a qualitative in vitro LAMP test for the detection of nucleic acid from monkeypox virus in nasal swab, human pustular or vesicular rash specimens from individuals suspected of monkeypox virus infectious.

Technology

This product is based on the loop-mediated isothermal amplification (LAMP) technology. The amplification process can be monitored by fluorescence detector in real time and the detection can be completed in 25 minutes.

Specifications

- The Limit of Detection (LoD) : 1000 copies/mL
- Sample Type : Nasal swab, human pustular or vesicular rash specimens
- Protocol Duration : 25 minutes
- Storage : 0°C-35°C
- Shelf Life : 12 months from the date of manufacture



Available POCT Kits

Product Description	Specimen	Catalog No.	Format	Kit Size
Rapid SARS-CoV-2 RNA test	Nasal Swab	RCOV01	Kit	25 Tests/Kit; 50 Tests/Kit
Rapid Influenza A/B RNA test	Nasal Swab	RFLU01	Kit	25 Tests/Kit; 50 Tests/Kit
Rapid mycoplasma pneumoniae DNA test	Nasal Swab	RMP01	Kit	25 Tests/Kit; 50 Tests/Kit
Rapid Respiratory Syncytial Virus RNA test	Nasal Swab	RRSV01	Kit	25 Tests/Kit; 50 Tests/Kit

Analysis of Results

Test Result (The word displayed on the screen)	Interpretation
Negative	Monkeypox Virus Negative
Positive	Monkeypox Virus Positive
Weakly	Inconclusive, Retest
If the retest shows Negative, interpretation as Monkeypox Virus Negative; If the retest shows Positive or Weakly, interpretation as Monkeypox Virus Positive	

Gene Scoper

HG-I101/HG-I201

The Gene Scoper is based on constant chain substitution and polymerase reaction for synthetic amplification of specific genes, using the characteristic that the time elapsed when the fluorescence signal in the reaction tube reaches a set threshold correlates with the starting copy number of that template, measuring the fluorescence signal through the fluorescence detection system, and analyzes the gene to be tested in the sample.



A portable isothermal amplification gene detector

Specification

Instrument model	HG-I101	HG-I201
Functional features	Qualitative testing	
Display screens	LCD display	
Dimensions	L95× W95× H105mm	L120× W97× H92mm
Weight	800g	900g
Data storage	500 articles	
Reaction time	8-25minutes	
Sample size	1 hole	
Reaction tubes	DNase and RNase-free 1.5 mL centrifuge tubes	
Reaction volume	75-100μL	
Temperature control range	5~85℃	
Excitation wavelength	470~600nm	
Absorption wavelength	520~630nm	
Fluorescent detection dyes	FAM/SYBR Green I	FAM/SYBR Green I/VIC
Detectors	High precision photon counters	
Repeatability of fluorescence intensity detection	CV<5%	
Sensitivity of nucleic acid amplification assays	500 Copies/mL	